

Technical data

First class Northern European pine is the foundation of all **Lugarde**® summer houses. In these countries governmental authorities exercise stringent supervision to ensure that more trees are planted than are cut down, so that the ecological balance perfectly is maintained. LUGARDE guarantee that we will choose only the highest quality materials and accessories in the manufacture of our buildings.

BUILDING PERMISSION

In many cases, a building permit or building report is needed for a garden house/log cabin. Please contact your council for information.

Upon request we can send you a construction drawing.

DELIVERY CHECK

Almost all **Lugarde**® buildings are delivered roadside. The buildings are packed in an environment-friendly packaging which can be re-used. We advise you to check the contents of the package against the packing list (outside package) within 8 days of delivery. If something is missing or damaged, please inform your dealer or **Lugarde**® immediately. Building instructions are included with every building on the outside of the package.

PREPARATION OF THE FOUNDATION

All garden houses/log cabins are delivered with pressure-impregnated foundation beams. For houses with a wall thickness of 28 mm, the wall elements are placed on pressure-impregnated foundation beams of 44 x 70 mm. Buildings with a wall thickness of 44 mm, are placed on pressure-impregnated foundation beams of 70 x 70 mm. If you order a floor with your building, pressure-impregnated floor beams will be delivered with your floor. The foundation of your garden house/log cabin has to be absolutely level. This is too often underestimated and creates big problems. For example, subsidence of the foundation causes windows and doors not to function and the walls cannot settle with wet and dry weather conditions and gaps may occur.

WALLS

The walls of the **Prima 3=1** series consist of a unique system developed by **Lugarde**, where the milled wall beams slide perfectly into the corresponding corner posts. The corner posts are reinforced with invisible aluminium strips, a system which improves the durability of the garden house under all weather conditions. The **Prima 3=1** system is simple and durable, where the walls are put together without nails or screws and which allows the walls to work under all weather conditions.

See picture of the **Prima 3=1** system in the Brochure.

More information available in our Log Book.

ROOF

For garden houses in the octagonal range up to 300 cm, the roof is made up of 8 ready to use elements, both for thatched roofs and for shingled roofs. The roofs of all other summer houses are delivered as a building kit, meaning separate rafters, roof beams and shingles. These buildings can be thatched locally.

SHINGLES

The standard colour of the shingles is always GREEN. If you would like another colour (red, black, brown or blue) please indicate on your order. At additional costs we can also supply you with hexagonal shingles in the colours red and black (see page 26 and 27), or copper shingles

(these are covered with a layer of copper).

WINDOWS AND DOORS

Lugarde® has a wide range of windows and doors, with or without cross bars, single or double glazed, coloured glass, led striping, casement windows, tilt and turn windows, fixed windows and windows with ventilation grates.

The cross bars are standard bars with most windows, mean all separate window panels with hardwood glass slats (except PJ03 and PJ04). The bars of most double glazed windows are loose cross bars (1 big window panel). They are made of whitewood and have rubber striping. These loose cross bars have to be put on the outside as well as on the inside and are removable which allows easy access to wash the window and to paint.

CHANGING WINDOWS AND DOORS AND/OR ORDER

If you would require other windows and doors that are bigger than the standard size or if you want to put them in another place you will be charged with a modification charge for each modification. All single doors are left handed as standard.

Sometimes it may be necessary (if you choose other doors/windows) to raise the walls height by one beam to allow the door or window to fit. For a building with a 28 mm wall thickness these costs are different per mt. than buildings with a wall thickness of 44 mm. The costs can be found in the pricelist. If you change the order after confirmation you will be charged for this. In our pricelist we have left space to make calculations regarding your garden house/log cabin, for changing doors/windows, adding floor, veranda, raising the walls, paint, etc. If in doubt please contact your dealer.

If you want the doors to turn the other way you have to mention this in the order (no additional costs).

MAINTENANCE

All garden houses/log cabins are delivered *untreated*.

We do not have any control over our climate. For optimal protection of your garden house/log cabin against the forces of nature, we advise you to treat the wood on the outside as well as on the inside of your building as soon as possible.

With a combination of our impregnant and paint you can achieve an optimal result. **Lugarde®** has, in cooperation with a well-established manufacturer, developed an excellent system in which quality and the care of the environment are a priority.

You should never apply a bright and/or a none moisture regulating paint!
(more information in your **Log Book**).



There is a possibility that in our brochure, garden houses/log cabins are shown treated with colours which are not standard colours of the **Lugarde®** paint program.

GUARANTEE

Lugarde® gives a 5-years guarantee on manufacture and construction errors. Damages caused by man, animal or force of nature are not covered under the guarantee. Complaints caused by a bad foundation, a faulty assembly (when executed by yourself), poor maintenance and/or wrong maintenance materials are NOT covered under the guarantee. (see maintenance/assembly in brochure and Log Book).

LOG CABINS

Our standard Log Cabins are delivered in a 28 mm. or 44 mm. wall thickness. Wall thickness of 58 mm and 69 mm can be delivered upon request. Because **Lugarde®** is 100% self-managed, we are flexible with customized wishes for larger log cabins.

It is prohibited to copy, duplicate or in anyway use our models of garden houses/log cabins, construction drawings, photos and/or text from this brochure without **written** permission from **Lugarde®**.

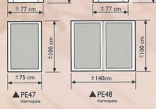
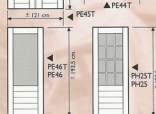
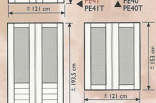
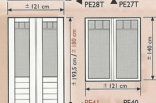
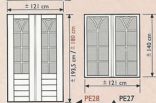
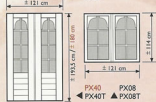
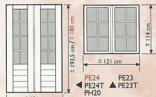
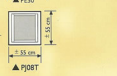
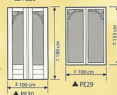
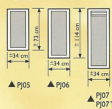
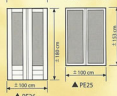
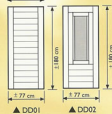
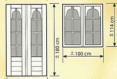
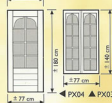
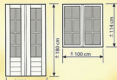
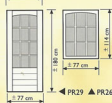
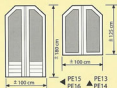
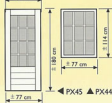
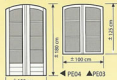
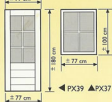
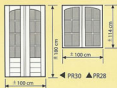
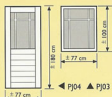
Price, model and material changes and print mistakes reserved.

Lugarde® and the **Prima 3-1 system** are registered trademarks.

The **Prima 3-1 system** is owned by **Lugarde®/Wuestman B.V.**

Edition 2004/2005

LUGARDE



Codes with T = double glazed