


LUGARDE



‘SIMPLY THE BEST’

AFFORDABLE QUALITY PRODUCTS FROM HOLLAND

WWW.LUGARDE.COM

LUGARDE, FOR MORE THAN 35 YEARS HAS BEEN YOUR FIRST CHOICE FOR ALL-YEAR-ROUND GARDEN PLEASURE

Lugarde, stands for quality,
service and flexibility

Whether it be a summerhouse, log cabin, garage or veranda, by owning a product from Lugarde you will enjoy many relaxing moments together with your family and friends or you can just relax by yourself in the peace and quiet of your own surroundings.

Custom made at standard prices!

Lugarde produce everything themselves and because of this we are completely flexible to fulfil all your wishes. You can make modifications to all our standard garden buildings or you can create your own individual design. At Lugarde we are here to make your ideas become reality, and all this at no extra charge. Everything is possible and actually nothing at Lugarde is ever standard.

Also available in colour!

For only a small surcharge your summerhouse, log cabin, garage or veranda can now be delivered in colour. You have the choice of 4 different finishes and your garden building will be maintenance free for up to 2 to 5 years (depending on weather conditions).

Endless variety in our program.

We also have a very extensive program in 2 different construction systems. The log cabin system is available in wood thicknesses of 44mm and 68mm and the Lugarde designed 3=1 system is available in 28mm and 44mm.


The 3=1 system is a unique system, whereby you can slide the wall sections into the corner uprights without having to use any nails or screws. These corner uprights are lined with aluminium on the inside creating a very robust construction. We also offer a very

extensive programme of windows and doors.
Available in single or double-glazing.



ADVANTAGES

- 1 Roof finished with metal cap.
- 2 ø 250 cm, ø 300 cm, 300 x 250 cm and 350 x 300 cm fitted with prefabricated shingle or thatched roof.
- 3 Roof calculated to allow for snow load.
- 4 Roof boards 19 mm thickness tongue and groove.
- 5 Windows and doors fitted with solid hinges and locks.



- 6 Single and double glazed windows and doors are fitted with:
 - Handy detachable bars (inside and outside)
 - Silicone glazing
 - Rubber draught excluders
 - Ventilation holes
 - Single glazing: when necessary fitted with safety glass.

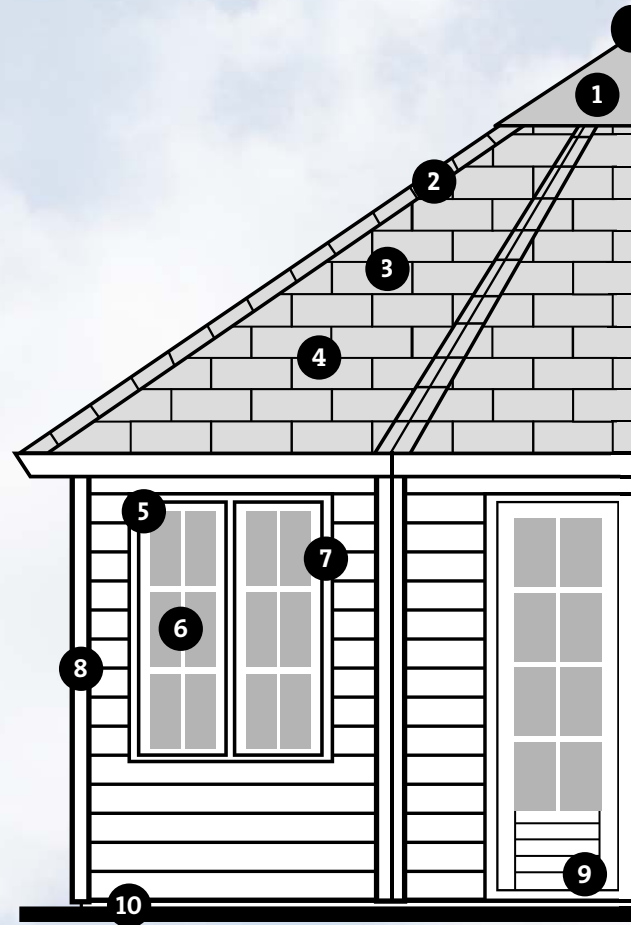
- 7 Handy adjustable split hinges with protection covers.



- 8 Posts fitted with aluminium inner core (extra strong). A Lugarde patented connecting system.



- 9 Door fitted with aluminium wear strip to protect the threshold.



Explanation of symbols



Wall thickness



Wall height



Prima 3=1



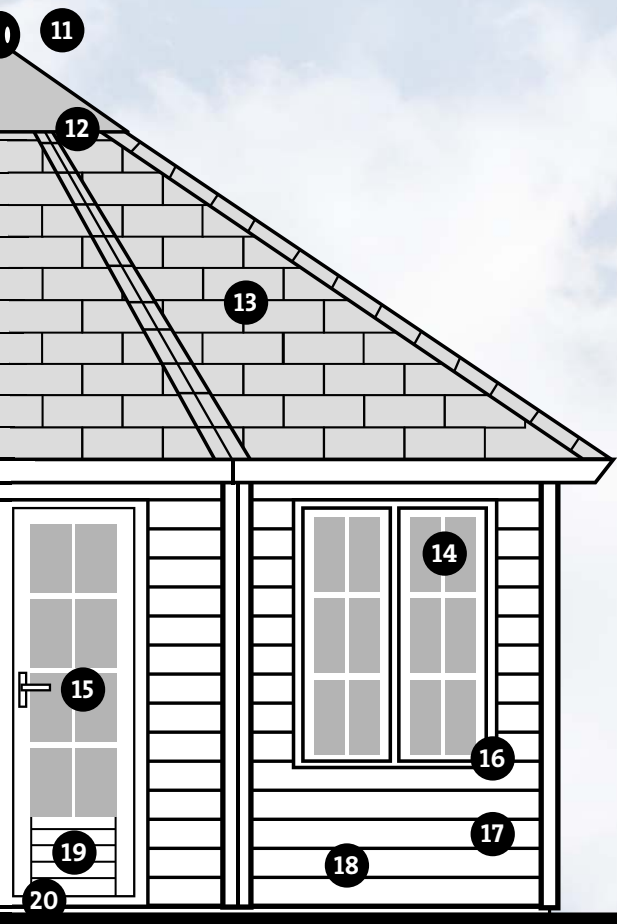
Thickness of roof boards



Eaves thatch



Brass or chrome plated bulb, aluminium weathercock or witch



- Thatched roof 
- Shingled roof 
- Roof height 
- Eaves shingles 
- Diameter 

ADVANTAGES AND OPTIONS

10 All summerhouses are supplied as standard with pressure treated foundation beams.

11 Choice of brass/chrome plated bulb, weathercock or witch.



12 Inside finished with decorative wooden knob.



13 Choice of 5 colours for shingles or a thatched roof.



14 Choice of various types of windows and doors, single or double glazing. See page 89.

15 Choice of brass or chrome metalwork.



16 Windows and doors suitable for 28 and 44 mm.

17 Wall thickness 28/44 mm, selected premium quality northern European pine, which has been kiln dried to a moisture content of 12-14%.

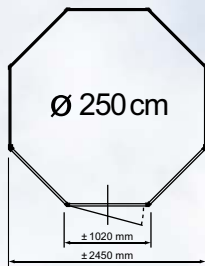
18 Option of summerhouse pre treatment. For the colour options, see pages 80-81.

19 Laminated doors, i.e. slow to warp.



20 Option of floor consisting of 19 mm floor boards, skirting boards and impregnated intermediate beams.

OCTAGONAL SUMMERHOUSES APPROX. 250 CM / 28 MM



A range of 7 octagonal summerhouses for smaller gardens and ideal as a cosy seating area or somewhere to store your tools and/or garden furniture. This series has ready-to-use roof elements. This will save you a considerable amount of time during assembly. They are covered with a choice of thatch or shingles. For this range of summerhouses it is NOT possible to choose windows/doors that are wider than 77 cm.



PRIMA LEONIE

Standard design with 2 top-hung windows PX44 and a single door PX45.

Article number

with thatched roof PL01
with shingled roof PL02



PRIMA VIENNA

Standard design with 2 top-hung windows PX37 and a single door PX39.

Article number

with thatched roof PV20
with shingled roof PV21



PRIMA JEFFREY

Standard design with 2 fixed windows PJO6 and a single door DDO2.

Article number

with thatched roof PJO8
with shingled roof PJO9

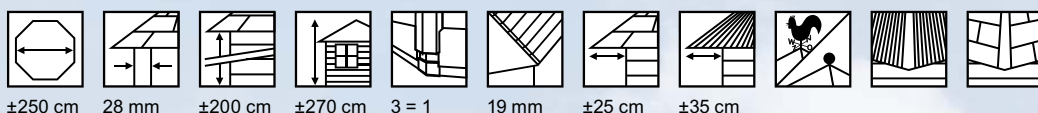


PRIMA VERA

Standard design with 2 top-hung windows PR29.

Article number

with thatched roof PV09
with shingled roof PV10



All models in the \varnothing 250 cm range are delivered with windows and doors fitted with real glass (except for Prima Andrea), pressure impregnated foundation beams, a choice of chrome or brass metalwork, a metal cap and a choice between a weathercock, witch or a brass or chrome plated bulb. A wooden floor is optional (see price list). For the shingled roof, you have a choice of 5 colours: green, red, black, brown or blue.



windows PR26 and a single door

PRIMA ANDREA*

Standard design with 3 closed walls, 4 half-open walls and 1 fully open wall. (closed walls instead of half-open walls, no extra charge).

Article number

with thatched roof PA01

with shingled roof PA02



PRIMA JARDIN

Standard design with 2 fixed windows PJO3 and a single door PJO4.

Article number

with thatched roof PJO1

with shingled roof PJO2



PRIMA AMBER

Standard design with 2 top-hung windows PX55 and a single door PX45.

Article number

with thatched roof PA05

with shingled roof PA06



* The half-open walls + fully open wall can be delivered with frame included at an extra charge (please see photo and price list). The optional floor is made from pressure impregnated boards (see price list).

SPECIFICATIONS AND OTHER INFORMATION

Premium quality northern European pine is the foundation of all Lugarde summerhouses, log cabins and verandas. In these countries there are strict government regulations in place to ensure that more trees are planted than are chopped down, so that the ecological balance is maintained. Lugarde guarantees that it makes a point of choosing high-quality raw materials and accessories, delivered with expert treatment and handling. Lugarde allows the wood to dry to a moisture content of approx. 12-14% (kiln dried) to prevent the wood from warping as much as possible. All summerhouses and log cabins have been or will be calculated statically.

PRIMA 3=1 SYSTEM SUMMERHOUSES

The walls of the Prima 3=1 system involve a technique, developed by Lugarde, whereby the milled wall sections slot perfectly into the corresponding corner uprights. The corner uprights are fitted on the inside with slide-in aluminium strips, a system that greatly enhances the strength and durability of the summerhouse (no matter what the weather). The Prima 3=1 system is an extremely stable construction that is easy to assemble. The walls are put together without nails or screws, allowing for any warping of the wood (see example of Prima 3=1 system at the front of the brochure).

LOG CABINS

The log cabin system is also a stack wood construction but with chalet milling in the corners, see example on page 57. The log cabins come in a wood thickness of 44 mm but can also be delivered in a wood thickness of 68 mm. Because Lugarde is responsible for all aspects of production, dimensions can be flexible to suit customers' needs. For further information see pages 54 and 55.

INSULATING ROOF AND/OR FLOOR

Depending on what you want to use your summerhouse or log cabin for, you can also have it fitted with roof and/or floor insulation. For a garden shed this is usually not necessary, but if you want your log cabin or summerhouse to serve as a guestroom or office, for example, then insulation is advisable. Floor insulation with a thickness of 4 cm is simple to apply and therefore relatively cheap because the insulation is laid beneath the wooden floor. The roof insulation consists of insulation plates (likewise 4 cm thick), which are installed between the shingles and the roof boards using long clout head nails (included). Other insulation options include double-glazed windows and doors. See page on windows and doors, plus our price list.

WINDOWS AND DOORS

Lugarde has a very extensive range of windows and doors: with and without cross-bars, with single glazing or double glazing, with safety glass, with lead strips, casement windows, top-hung windows, tilt and turn windows, fixed windows, windows with ventilation grates and folding doors. The double frame cross-bars for single & double glazed windows and doors are supplied for both outside and inside and are easy to remove. This is a very useful feature should you want to change the design of your summerhouse/log cabin or if you need to clean or paint the windows/doors.

IF YOU OPT FOR DIFFERENT WINDOWS AND DOORS

If you want different types of windows/doors, then simply substitute the windows/doors you require to your chosen design and add or subtract the difference in costs (See price lists Windows/Doors). All single doors are LEFT-handed as standard; if you want a right-handed door, you must specify this on your order (no extra charge). For double doors, the RIGHT door is the master door.

RAISING WALL HEIGHT

It may sometimes be necessary to raise the height of the walls if, for example, you opt for double glazing or want to interlink various summerhouses or log cabins or if you opt for an attic in a log cabin. Please refer to our price list. E.g. a log cabin measuring 300 x 300 cm: raising by 1 wall section = 12 running metres at per m1.

WINDOW SHUTTERS

The window shutters can be used on (almost) all windows, see photo on page 62 and the price list. Make sure the space next to the window is at least half the width of the window.

DELIVERY ALWAYS ROADSIDE

All products from Lugarde are ALWAYS delivered roadside.

PACKING/KIT INSPECTION

All Lugarde products are packed in environmentally-friendly film that you may be able to re-use. We recommend that you inspect the contents of the kit within 8 days of receipt using the enclosed parts list, and notify your dealer or Lugarde immediately in the unlikely event that anything is missing or damaged.

KIT BAG

The kit bag holds the construction drawing, list of materials, assembly instructions, logbook and all the fastenings. If the construction drawing and/or assembly instructions are missing, call us or download them from our website.



LOGBOOK

When your summerhouse or log cabin is delivered you will receive a logbook (in the kit bag) containing numerous tips and space for notes, e.g., purchase date, wood treatment, colour numbers, paint, dealer's name, type of summerhouse, order number, etc. etc.

GIFT VOUCHER

We always enjoy receiving feedback and photos from our customers' summerhouses or log cabins, and if your photo can be used in our next brochure you will receive a gift voucher worth 85 pounds.

WARRANTY AND COMPLAINTS PROCEDURE

Lugarde grants a 5-year warranty on manufacturing or construction faults; damage caused by humans, animals or natural disasters does NOT fall under the warranty. Complaints as a result of a poorly laid foundation or faulty assembly, poor maintenance and/or the wrong maintenance materials do NOT fall under the warranty (see also maintenance).

ASSEMBLY

Lugarde has a list of select independent assembly companies that can assemble your summerhouse/log cabin for an extra charge and can also lay foundations or carry out any other necessary additional work. For further information, please contact the assembly company yourself.

TIP! Please ensure that there is sufficient clearance (work space) around the summerhouse to facilitate assembly work and (re) treatment of the wood, amongst other things.

PREPARING THE FOUNDATIONS

All summerhouses/log cabins are delivered inclusive of pressure impregnated foundation beams. Any wooden flooring is also supplied with pressure impregnated floor joists. The laying of perfectly level foundations is the most important part of the preparation work for siting a summerhouse or log cabin. If the foundation is not laid correctly problems can occur later, for example, windows and doors may not function correctly and gaps may appear in the wall sections. Depending on the subsoil, remove earth to a depth of around 20 cm, fill in the hole with yellow sand, then compact and vibrate the entire area. Next lay a floor of tiles or concrete slabs – once again the most important thing is to ensure that the entire area is perfectly level. The floor must always be above ground level, and we recommend putting a layer of gravel all the way round the summerhouse to protect it from splashing (rain) water, in case of doubts or queries about the subsoil, you can always call your dealer or Lugarde – please also refer to our logbook.

BUILDING PERMIT

For a summerhouse or log cabin, you are in many cases required to apply for a building permit or you may have a duty to report it. Please contact your local authority for further information or ask your dealer.

TREATMENT AND MAINTENANCE

All summerhouses and log cabins are delivered untreated as standard. We have no control over the elements. Wind, rain and sun have free rein. To provide optimum protection for your summerhouse, log cabin or veranda against the effects of the weather, you must treat the wood as quickly as possible – internally and externally. We recommend treating the wood first of all with impregnating agent after assembly. Then you can treat the summerhouse with non-transparent or transparent dye stain, e.g. from Lugarde. Combining impregnating agent with dye stain provides the best results. Lugarde has developed an excellent system for this purpose together with a well-known paint manufacturer – a system that focuses on quality and care for the environment.

ARRANGE TO HAVE YOUR SCABIN/SUMMERHOUSE/VERANDA IMPREGNATED WITH A CHOICE BETWEEN 4 COLOURS!

You can also have your summerhouse or log cabin impregnated by Lugarde – this is done with a plunge method. First the wood will be pre-treated and then it will be treated with the colour of your choice. The wood is then optimally protected for 2-5 years (depending on weather Conditions). There is then no need to use impregnating agent (see sample colours on pages 80 and 81. Retreating can be done with the same stain or a different colour stain/paint.

For information on the extra charges relating to impregnating, please refer to our price list.

CONFIRMATION OF ORDER TO DEALER

Once Lugarde has sent the dealer written confirmation of the order (normally within 1 week of the order being placed) it cannot be amended free of charge and will be subject to an alteration fee of 50 pounds. Charges will also be made for any order for a summerhouse or log cabin that is cancelled when the order is ready for dispatch.

CALCULATING THE COST OF A LOG CABIN/SUMMERHOUSE/VERANDA YOURSELF

We have put together a chart in the price lists (matrix) to allow you to work out the cost of the summerhouse, log cabin or veranda yourself. Matrix maximum up to 600 cm. Prices for larger log cabins, summerhouses or veranda's are available on request – you can ask for a draft sketch and a quotation. By arrangement, our design department will prepare a design drawing at a cost of 100 pounds; this amount will be refunded to you as soon as the log cabin/summerhouse/veranda has been delivered.

Of course, you can always call, fax or e-mail your dealer or Lugarde for advice. Telephone ++31 (0) 573 401800; fax ++31 (0) 573 401880; or e-mail: sales@lugarde.nl

Models of summerhouses, log cabins and verandas, building systems, construction drawings, photos and/or text in this brochure or on our website must not be borrowed, reproduced or used in any way whatsoever, either in part or in full, without written consent from Lugarde.


Prices, models and materials are subject to change. We accept no liability for printing errors. Lugarde ® and the Prima 3=1 system are registered trade marks.

The Prima 3=1 system is the property of Lugarde ® / Wuestman B.V.


Patent pending EP1 387 912

Brochure issue 2011/2012

Non-transparent stain




234 Antique white




302 Cream




326 Summer yellow




447 Fresco yellow



363 Yellow ochre



254 Ice blue



129 Old blue



238 Antique blue



518 Salmon pink



13 Burgundy




509 Mellow green




506 Old green



206 Dark green



235 Antique green



352 Window grey

Transparent stain




217 Pine



232 Oak



213 Teak



218 Eco-green



Impregnating agent

(colours may vary)

Tip:
Order the paint at the same time as the building, as this will save you shipping costs later.





MG=opal glass. T = thermopane, T-doors standard height 1935 mm. Standard height for single glazing doors is 1800 mm, excluding ph20, ph25, pe50, dd03, mg01, mg02 and all doors with 3 or 4 shutters. All measurements shown are clear opening width.

LUGARDE® LAREN HOLLAND

T +31 (0)573 - 401 800

F +31 (0)573 - 401 880

I www.lugarde.com

E sales@lugarde.nl

LUGARDE



OFFICIAL LUGARDE® DEALER:

© 2011 LUGARDE®