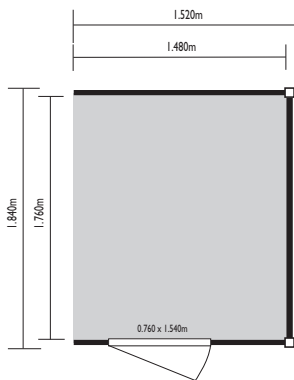


Optional extras

Ala 210 extension kit

A useful addition to your cabin, the Ala 210 provides almost 3 square metres of storage space, ideal for such items as bicycles and garden furniture. Features lockable door. →p07 for compatibility



Dimensions	Internal	External (excl. overhangs)
Width	1.480m	1.520m
Depth	1.760m	1.840m
Ridge Height	-	1.890m
Area	2.580m ²	2.800m ²

Note: There may be limitations as to the siting of this extension, please see individual pages for details or consult your stockist. The Ala is designed as a self contained extension and no attempt should be made to cut out access holes in the cabin walls as this would compromise the integrity of the cabin's structure.

Insulation kits




Roof insulation



Floor insulation

These insulation kits will dramatically reduce the heat normally lost through your cabin roof and floor. This kit contains sufficient insulation and fixings for both floor and roof. The kits are easy to fit and come with all the necessary components including insulation sheet material, battening and timber panels.

Flooring packs



Laminate flooring
Oak (3 strip)
6mm thickness



Laminate flooring
Maple (2 strip)
8mm thickness

Each pack provides sufficient flooring to cover the entire ground floor of the cabin. Easy to maintain, hygienic and highly durable, laminate flooring utilises a precise installation locking system and is available in 2 attractive finishes - Oak and Maple.

Optional extras

Wood stain & protector

The full range of Osmo Exterior Wood Stain & Protector is available for all the cabins featured in this brochure. This treatment offers weatherproofing, UV resistance, protection against algae and mildew and is water repellent. It provides a satin-matt finish in just 2 coats with a 2.5 litre tin covering an area of 30m². It is available in 5 colours:



Walnut



Oak



Fir Green



Red Cedar



Teak

Underfloor heating kits



Underfloor heating is economic and controllable at the touch of a button, an ideal optional extra when purchasing your cabin. It fits on any subfloor and under any floor

covering as a primary heat source. The system is easy to lay and requires a Part P qualified electrician to complete the installation.

Security alarm



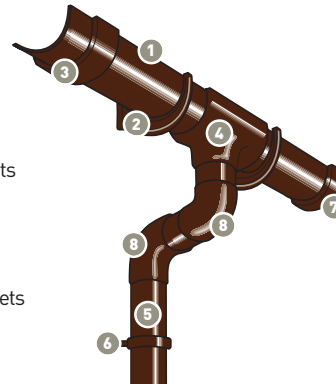
This compact and easy to install motion detector alarm gives added security to your cabin. The passive infrared beam detects movement up to 20 feet away and emits an ultra loud 125dB siren, whilst the automatic telephone dialler* (to 3 programmable numbers) means it will automatically contact you should an intrusion occur.

* Note: Wired or wireless telephone connection required

Guttering kits

Each cabin has its own optional guttering kit complete with fitting instructions and all fixings (some cutting may be required). The gutters are finished in dark brown and complement the natural colour of your cabin.

1. Guttering
2. Guttering brackets
3. Joiners
4. Outlets
5. Down pipe
6. Down pipe brackets
7. End closures
8. Angle bends



The brackets are specially designed to fit the cabins' angled fascia boards.